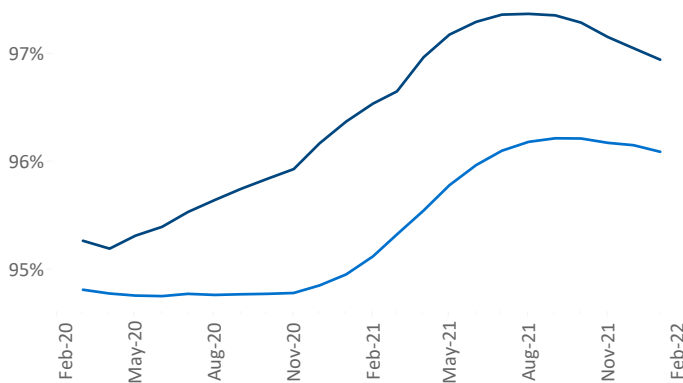
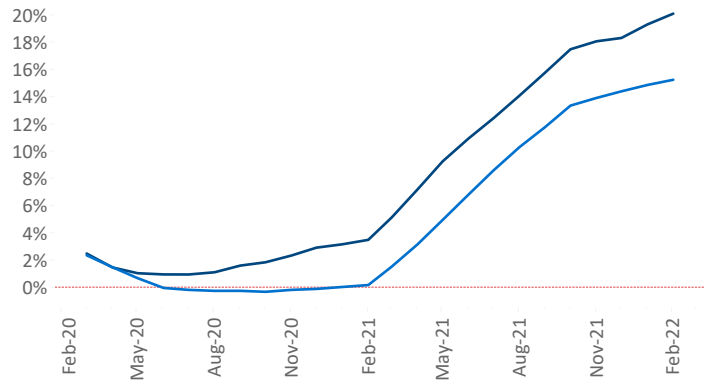


■ Salt Lake City ■ National

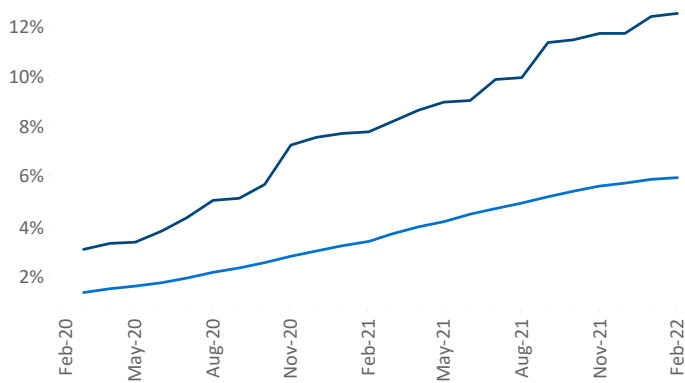
Occupancy



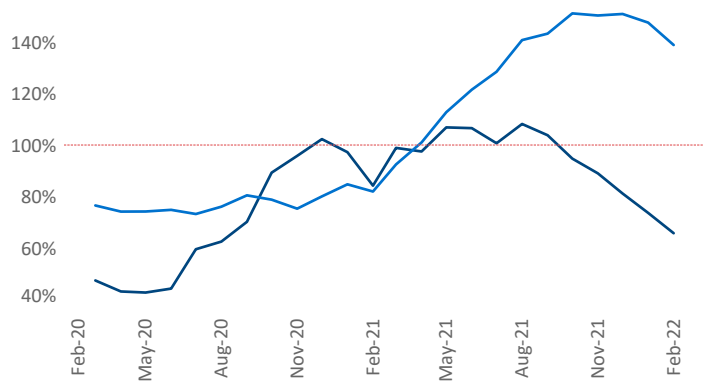
Rent Growth YoY



Units Under Construction as % of Stock



Absorbed Completions T12



Contacts

Salt Lake City
February 2022

Jeff Adler
Vice President
Jeff.Adler@yardi.com

Liliana Malai
Senior PPC Specialist
Liliana.Malai@yardi.com

Salt Lake City is the **44th** largest multifamily market with **112,920** completed units and **52,695** units in development, **14,127** of which have already broken ground.

New lease asking **rents** are at **\$1,514**, up **20.1%** ▲ from the previous year placing Salt Lake City at **14th** overall in year-over-year rent growth.

Multifamily housing **demand** has been rising with **5,050** ▲ net units absorbed over the past 12 months. This is down **-951** ▼ units from the previous year's gain of **6,001** ▲ absorbed units.

Employment in Salt Lake City has grown by **4.0%** ▲ over the past 12 months, while hourly wages have risen by **4.4%** ▲ YoY to **\$29.71** according to the *Bureau of Labor Statistics*.