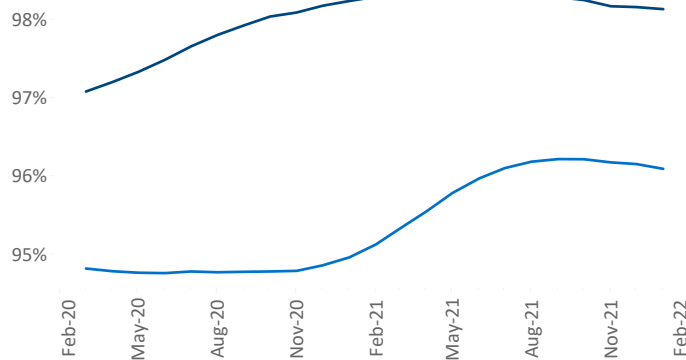


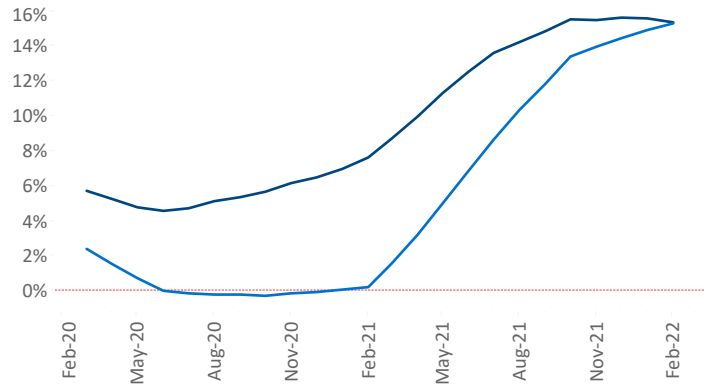


■ Central Valley ■ National

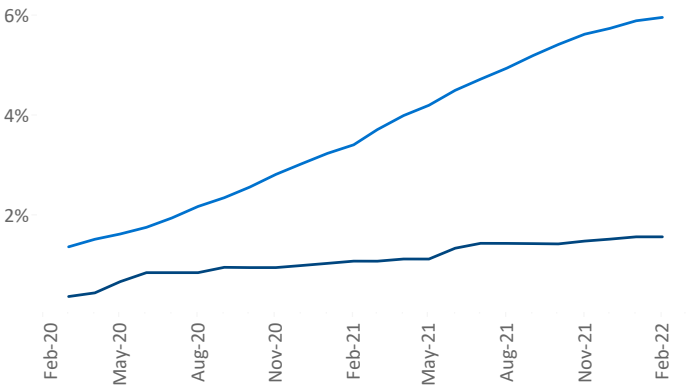
Occupancy



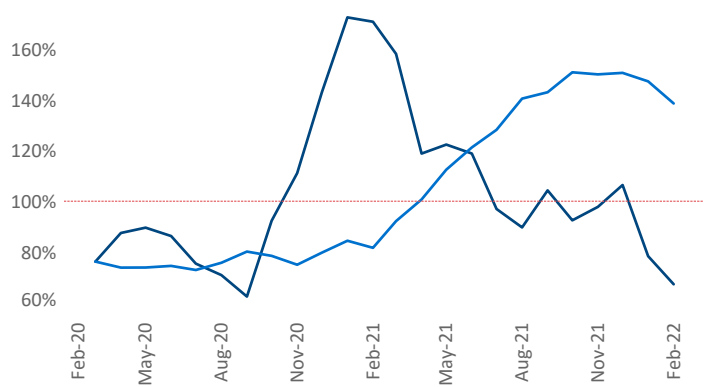
Rent Growth YoY



Units Under Construction as % of Stock



Absorbed Completions T12



Contacts

Central Valley
February 2022

Jeff Adler
Vice President
Jeff.Adler@yardi.com

Liliana Malai
Senior PPC Specialist
Liliana.Malai@yardi.com

Central Valley is the **41st** largest multifamily market with **123,721** completed units and **16,491** units in development, **1,950** of which have already broken ground.

New lease asking **rents** are at **\$1,465**, up **15.4%** ▲ from the previous year placing Central Valley at **37th** overall in year-over-year rent growth.

Multifamily housing **demand** has been rising with **1,434** ▲ net units absorbed over the past 12 months. This is down **-2,157** ▼ units from the previous year's gain of **3,591** ▲ absorbed units.

Employment in Central Valley has grown by **5.5%** ▲ over the past 12 months, while hourly wages have risen by **6.2%** ▲ YoY to **\$27.30** according to the *Bureau of Labor Statistics*.