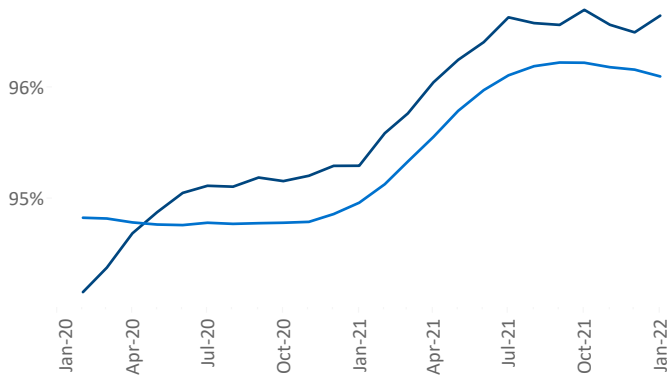
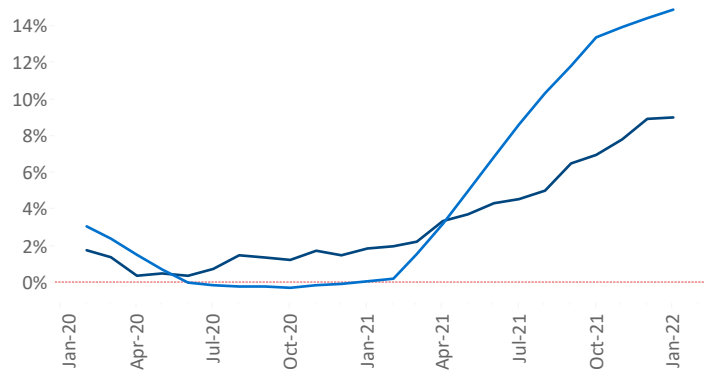


■ McAllen ■ National

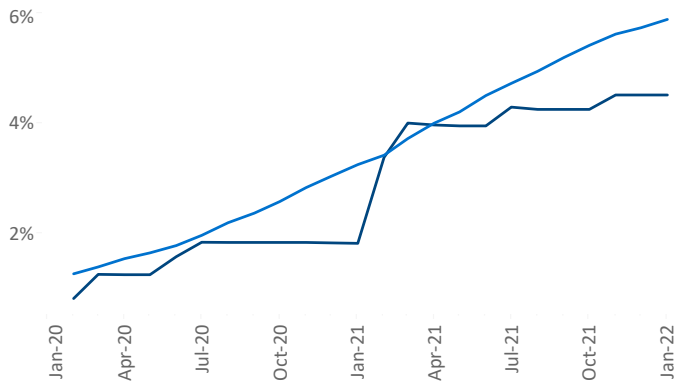
Occupancy



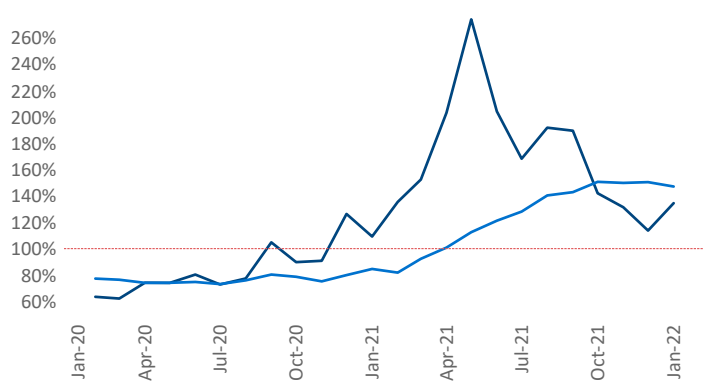
Rent Growth YoY



Units Under Construction as % of Stock



Absorbed Completions T12



Contacts

McAllen

January 2022

Jeff Adler
Vice President
Jeff.Adler@yardi.com

Liliana Malai
Senior PPC Specialist
Liliana.Malai@yardi.com

McAllen is the **102nd** largest multifamily market with **28,430** completed units and **8,338** units in development, **1,283** of which have already broken ground.

New lease asking **rents** are at **\$894**, up **9% ▲** from the previous year placing McAllen at **93rd** overall in year-over-year rent growth.

Multifamily housing **demand** has been rising with **1,068 ▲** net units absorbed over the past 12 months. This is up **313 ▲** units from the previous year's gain of **755 ▲** absorbed units.

Employment in McAllen has grown by **4.4% ▲** over the past 12 months, while hourly wages have risen by **0.6% ▲** YoY to **\$18.22** according to the *Bureau of Labor Statistics*.