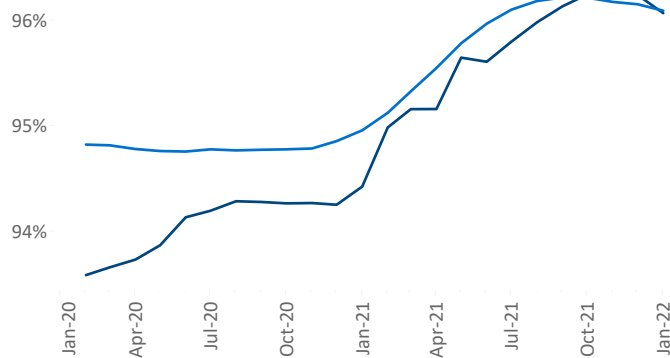
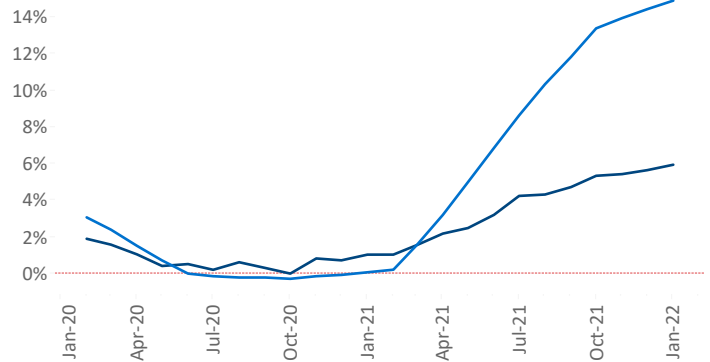


■ Des Moines ■ National

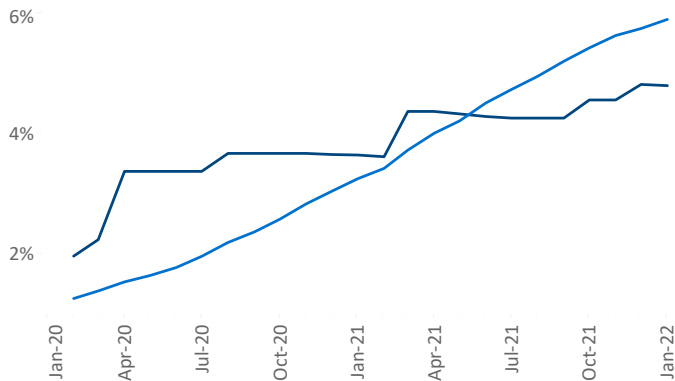
Occupancy



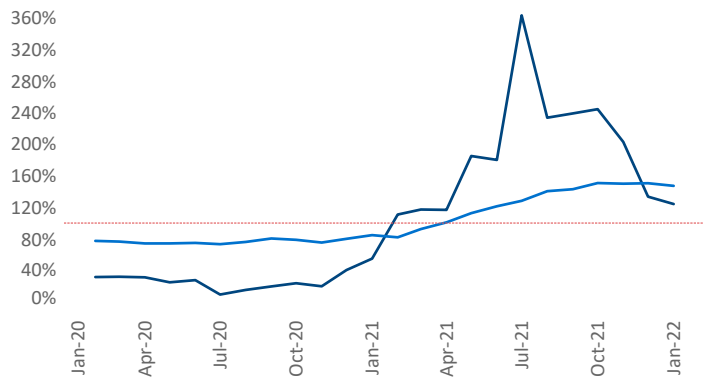
Rent Growth YoY



Units Under Construction as % of Stock



Absorbed Completions T12



Contacts

Des Moines
January 2022

Jeff Adler
Vice President
Jeff.Adler@yardi.com

Liliana Malai
Senior PPC Specialist
Liliana.Malai@yardi.com

Des Moines is the **80th** largest multifamily market with **44,319** completed units and **8,595** units in development, **2,123** of which have already broken ground.

New lease asking **rents** are at **\$1,033**, up **5.9%** ▲ from the previous year placing Des Moines at **116th** overall in year-over-year rent growth.

Multifamily housing **demand** has been rising with **2,381** ▲ net units absorbed over the past 12 months. This is up **1,801** ▲ units from the previous year's gain of **580** ▲ absorbed units.

Employment in Des Moines has grown by **3.4%** ▲ over the past 12 months, while hourly wages have risen by **3.3%** ▲ YoY to **\$31.52** according to the *Bureau of Labor Statistics*.