

September 2020

**Contacts**

**Jeff Adler**

*Vice President & General  
Manager of Yardi Matrix*  
Jeff.Adler@Yardi.com  
(303) 615-3676

**Jack Kern**

*Director of Research and  
Publications*  
Jack.Kern@Yardi.com  
(800) 866-1124 x2444

**Paul Fiorilla**

*Director of Research*  
Paul.Fiorilla@Yardi.com  
(800) 866-1124 x5764

**Chris Nebenzahl**

*Editorial Director*  
Chris.Nebenzahl@Yardi.com  
(800) 866-1124 x2200

# CMBS Takes a Punch, Hits Back at Critics

A decade into a cycle with outstanding CMBS performance, a group of critics has emerged to allege widespread impropriety in the loan origination process. The critics—amplified by major media—say that CMBS issuers routinely embellish loan documents to exaggerate the performance of underlying properties.

CMBS insiders strongly deny the charges and note that transparency has been a top theme of the industry post-financial crisis. Indeed, CMBS collateral is subject to more rigorous disclosure of information than virtually any other securitized product.

Industry players say the evidence that lessons were taken to heart is in loan performance. Since the chastened market reformed a decade ago, post-financial crisis issuance—dubbed CMBS 2.0—was nothing short of stellar until the pandemic. As of the first quarter of 2020, only 1.8% of CMBS loans were 30 days or more delinquent, the lowest level since the fourth quarter of 2008, per Wells Fargo and Intex.

Whether through luck or design, the reports alleging malfeasance came just as the impact of COVID-19 hit and loan defaults suddenly shot up. The CMBS delinquency rate spiked to 9.6% as of July, according to Trepp, almost entirely because of sharp increases in hotel and retail loans. Depending on one's vantage point, that either supports the claims or gives credence to questions about whether they are being promoted to help industry litigation consultants gin up business as loan defaults increase.

To date the allegations have had little impact, as the market is preoccupied dealing with the growing number of delinquencies, trying to drum up loans while transaction activity is down and lobbying for COVID-19 relief. But if loan delinquencies continue to rise—whether caused by sloppy underwriting or not—the drumbeat of criticism is likely to grow.

## Studies Allege Improprieties in Underwriting

The first shot came in May from an article in ProPublica that outlined allegations made in a whistleblower complaint filed with the Securities and Exchange Commission by John Flynn, the chief executive of CRE Loan Advisors, a consulting firm for distressed commercial borrowers. In the article,

Flynn alleged that CMBS loan originators commonly erased past expenses or inflated income to enable properties to qualify for more loan proceeds.

That means not only that borrowers have less chance of repaying loans but the severity of losses on loans that default is higher than would be expected based on the official documentation. Flynn claimed in the article to have found inflated numbers on \$150 billion of CMBS loans securitized between 2013 and 2019.

The *Wall Street Journal* published an article in mid-August that highlighted the results of a survey produced by John Griffin and Alex Priest, professors at the McCombs School of Business at the University of Texas at Austin. The professors looked at \$650 billion of CMBS securitized between 2013 and 2019 and found that net operating income fell short of underwritten income by 5% or more in 28% of loans. The paper alleged that loan appraisers use artificially low capitalization rates to inflate values, which allows properties to qualify for larger loans.

Griffin and Priest also identified banks that had "sizeable and persistent differences in income overstatement ... with some large and leading originators having over 40% of their loans exhibit 5% or

greater income overstatement." The study contended that 29.8% of loans originated by those with a history of high-income overstatement were on a rating agency "Watchlist" in May 2020, relative to only 10.9% of loans by originators with low levels of past income overstatement.

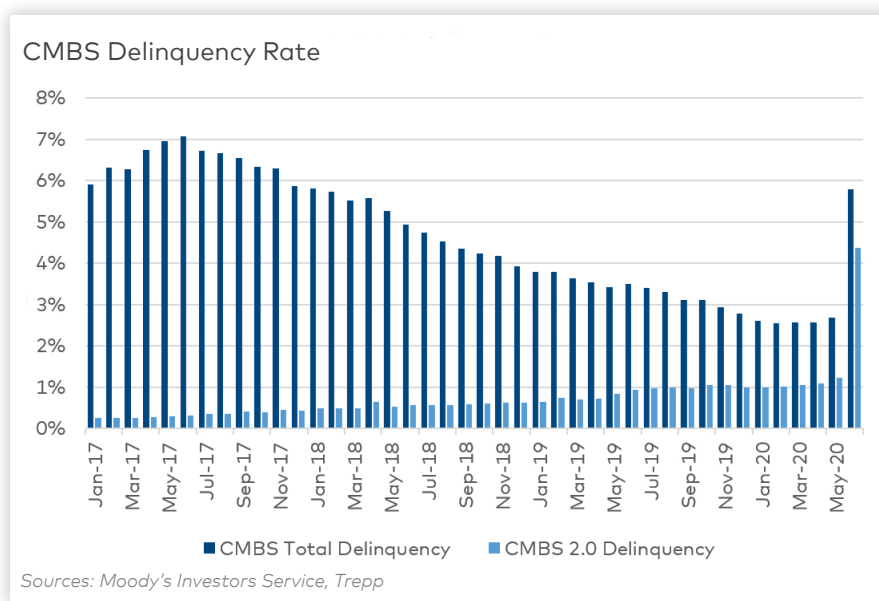
"Originators have financial and reputational incentives to originate high-quality loans, but they also profit from passing along lower-quality loans that appear to be of higher quality," the study noted.

## Industry Fires Back

The industry responded swiftly to the *Wall Street Journal* piece. "As a transparent, well-reported market, we believe the claims about the CMBS industry in this document are baseless and misinformed," said Lisa Pendergast, executive director of the industry trade group CRE Finance Council.

Rebuttals to the claims that CMBS programs inflate financial performance of properties fall into several categories. One is that property income and expenses naturally fluctuate from year to year, especially among property types that have shorter-term leases, such as hotels and apartments. The UT study did not measure positive changes in underwritten income, so it's not clear whether there is systemic bias to understate revenue or if income is just hard to forecast. In any event, a 5% loss of income is not enough to put many loans in danger of default. Moreover, ebbs and flows at the property level are an accepted characteristic of CRE lending.

A second rebuttal is that the CMBS market is set up with layers of checks and balances that were acknowledged but given short shrift in the two studies. Once CMBS pools are set, indi-

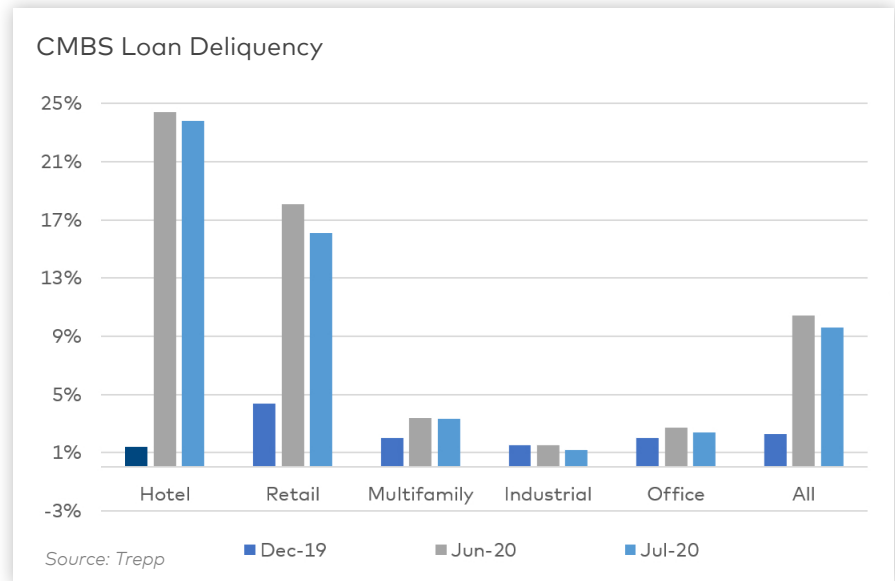


vidual loans are re-underwritten by rating agencies and the investors who purchase the first-loss classes, known as B-piece buyers. Rating agencies underwrite individual loans to stressed scenarios and assign ratings to the securities that are sold to investors, usually after imposing significant haircuts on a property's net operating income.

B-piece investors have a major role in scrubbing pools because they bear the loss of income if loans default. Issuers at various times have complained that B-piece buyers are too strict in their refusal to buy bonds unless loans not deemed of high enough quality are removed. A major reason loan quality deteriorated in the run-up to the 2008 market meltdown was that the B-piece buyers re-securitized their holdings, reducing the incentive to perform proper due diligence and transferring the risk on the buyers of collateralized loan obligations they issued. One of the important Dodd-Frank reforms addresses this phenomenon by requiring CMBS B-piece buyers (or deal sponsors) to hold bonds for five years without hedging or financing.

A third avenue of rebuttal of the UT study is the reliance on Watchlist, which is not a meaningful predictor of default. Servicers put loans on a Watchlist when property performance deteriorates from prior periods, but that does not mean a property is in danger of imminent default.

Perhaps the most pertinent rebuttal is CMBS performance over the last decade. By any standard, the market has not exhibited the frothiness of the 2005-07 era, when loans were underwritten "pro-forma," or with assumptions that property income would grow during the life of the loan. In



the early 2000s, underwriting became progressively more aggressive until the market collapsed. Lenders have remained disciplined in this cycle. In 2019, according to CREFC, the average issuer loan-to-value ratio was 58.4% and debt-service coverage was a conservative 2.25. That means net income was more than twice the average mortgage payment, giving most loans a cushion in the event income deteriorates.

COVID-19 has prompted default rates to shoot up, but that has been limited almost entirely to hotels (23.8% as of July, according to Trepp) and retail (16.1%). Default rates of office (3.3%), multifamily (2.4%) and industrial (1.2%) remain low. Industry proponents say the pandemic was impossible to plan for. "The pandemic has forced many commercial real estate owners to shutter their businesses, resulting in property owners experiencing dramatic declines in property-level cash flow," Pendergast said.

Critics of the study also suggest that selecting May as the measurement date obscures rather than clarifies the quality of loan underwriting. "If debt service coverage of a conference hotel is underwritten at 2 times and somehow research

suggests that a 'true' debt service should have been 1.9 times, that has no direct impact on the hotel's performance when occupancy is at 15%," said Brian Olosov, executive director of financial services consulting at Carlton Fields. "The pandemic reveals little about property performance other than that properties with limited revenue don't perform well."

Griffin and Priest say that the pandemic demonstrates the underlying issues they discuss in their report. "Although modelers design securities to withstand distress, crises often provide substantial information regarding security quality, as they provide an actual stress test for evaluation," the UT study said.

### Bigger Problems in the COVID-19 Era

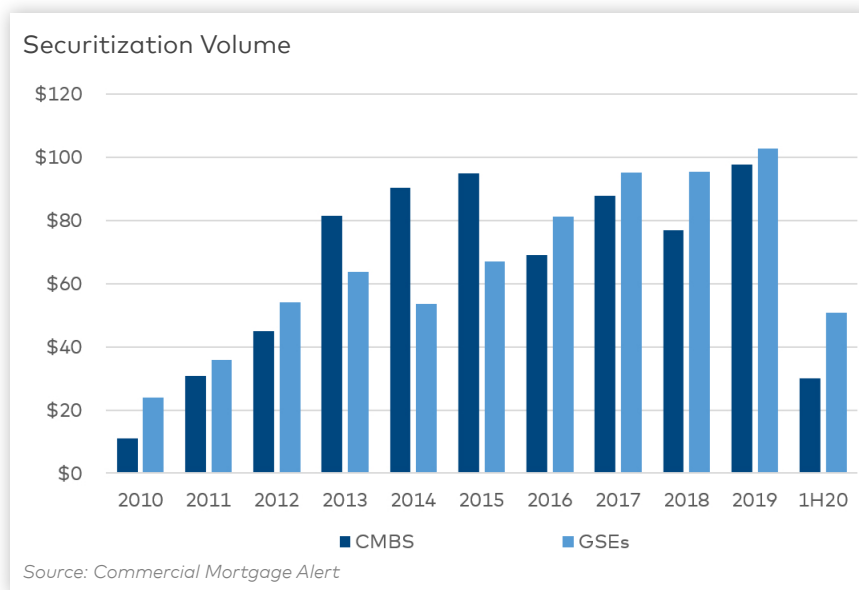
The industry has largely shrugged off the reports. Some of the indifference could stem from having larger problems as a result of the pandemic. CMBS is dealing with a spike in delinquencies, while bracing for more impact from the weak economy and focusing on lobbying federal and state governments to boost aid packages for tenants and to shape policies such as foreclosure and eviction moratoriums.

Meanwhile, questions arise about forbearance and the impact of social distancing on demand for space. Among the questions: Which retail properties will survive? Will corporations cut back on office needs? Will demand for urban apartments weaken?

CMBS loan originations slowed to a crawl when major metros shut down in March and bond spreads blew out. Triple-A conduit CMBS, which jumped from 77 basis points over swaps pre-COVID to 330 basis points in late March, has fallen to 97 basis points, per CREFC. With Treasury rates so low, CMBS borrowing rates are once again attractive, but most new business is refinancing, since transaction activity is tepid.

Aside from the focus on COVID-related issues, few are shocked at the studies. Some investors say they expect issuers to present loans in the most favorable manner, and that if the systemic overstatements were severe they would have manifested in higher default rates leading up to COVID-19. One long-time investor said there was "nothing new or alarming" in the reports, noting that they highlight "issues that all good CMBS investors already know."

There's also a sense that the industry has been discussing these issues for more than a decade and has taken steps to address them. In recent years, regulators have imposed a stricter framework that includes requiring banks to hold 5% of bonds they issue, while industry trade groups such as CREFC have overseen the implementation of an expansive infrastructure to prevent the type of documentary embellishment alleged. For example, when the SEC implemented reforms to the sweeping regulation covering securitized asset types as diverse as car loans, credit cards



and commercial mortgages, it required a new asset schedule incorporating 140 separate data fields on the underlying loans. Under a CREFC framework, CMBS captures more than 800 fields for each loan.

Olasov notes: "CMBS is one of the most poked, prodded and probed of all credit risk products going through the hands of professional skeptics,

including auditors, investors, site inspectors, appraisers and rating agencies, each of which can make downward adjustments to borrower-provided financial information. This list doesn't include the underwriters. Moreover, borrowers' insatiable appetite for leverage that drove deal sizes in CMBS 1.0 is a relic from a bygone era now that LTVs persistently hover below 60%."

—Paul Fiorilla, Director of Research

## Disclaimer

Although every effort is made to ensure the accuracy, timeliness and completeness of the information provided in this publication, the information is provided "AS IS" and Yardi Matrix does not guarantee, warrant, represent or undertake that the information provided is correct, accurate, current or complete. Yardi Matrix is not liable for any loss, claim, or demand arising directly or indirectly from any use or reliance upon the information contained herein.

## Copyright Notice

This document, publication and/or presentation (collectively, "document") is protected by copyright, trademark and other intellectual property laws. Use of this document is subject to the terms and conditions of Yardi Systems, Inc. dba Yardi Matrix's Terms of Use (<http://www.yardimatrix.com/Terms>) or other agreement including, but not limited to, restrictions on its use, copying, disclosure, distribution and decompilation. No part of this document may be disclosed or reproduced in any form by any means without the prior written authorization of Yardi Systems, Inc. This document may contain proprietary information about software and service processes, algorithms, and data models which is confidential and constitutes trade secrets. This document is intended for utilization solely in connection with Yardi Matrix publications and for no other purpose.

Yardi®, Yardi Systems, Inc., the Yardi Logo, Yardi Matrix, and the names of Yardi products and services are trademarks or registered trademarks of Yardi Systems, Inc. in the United States and may be protected as trademarks in other countries. All other product, service, or company names mentioned in this document are claimed as trademarks and trade names by their respective companies.

© 2020 Yardi Systems, Inc. All Rights Reserved.